




**[The Armor of God: 6-Week Bible Lesson Bootcamp](#)** is a dynamic children's ministry curriculum designed to empower young believers with God's spiritual armor, as outlined in Ephesians 6:10-18. Every day, children grapple with spiritual struggles. These encounters may often go unrecognized, yet they play a significant role in our youngsters' lives. It's crucial, therefore, to help them understand the importance of donning God's full armor to combat the devil's wiles effectively.

In these interactive lessons, children will learn about God's Armor and its practical application in daily life. The Armor of God is more than a metaphor, it's a tool for kids to remember the Gospel in face of life's challenges and rest their faith in Jesus alone.

You are viewing the first week's lesson as a free sample, follow this link or QR code to purchase the complete 6-week curriculum.



<https://sundayschool.store/products/the-armor-of-god-6-lesson-sunday-school-curriculum-for-kids>

**Finally, be strong in  
the Lord and in his  
mighty power. Put  
on the full armor of  
God, so that you can  
take your stand  
against the devil's  
schemes.**

Ephesians 6:10-11 NIV



**Finally, be strong in  
the Lord and in the  
strength of his  
might. Put on the  
whole armor of God,  
that you may be  
able to stand  
against the schemes  
of the devil.**

Ephesians 6:10-11 ESV



**Finally, my brethren,  
be strong in the Lord,  
and in the power of  
his might. Put on the  
whole armour of  
God, that ye may be  
able to stand  
against the wiles of  
the devil.**

Ephesians 6:10-11 KJV





## Lesson 1: Uncovering the Belt of Truth

**Main Idea:** Truth, as found in God's Word, holds everything together and strengthens us against the enemy's lies.

**Scriptures:** Ephesians 6:14, John 8:31-32, Matthew 4:1-11

**Gospel Connection:** Understanding God's truth helps us recognize Jesus as our Savior and deepens our trust in His eternal promises.

**Bible Story:** "Jesus and the Temptation in the Wilderness" - In Matthew 4:1-11, Jesus uses God's Word to resist Satan's temptations, showing the strength of Truth as a protective belt.

# Introduction & Group Game

"Hello, young warriors! We're so excited to have you join us for the Armor of God Bootcamp! Over the next four weeks, we'll be learning about the special armor that God has given us to protect us in our spiritual battles. Just like soldiers wear armor to stay safe in battle, we too need to put on our spiritual armor to face life's challenges.

Today, we're going to explore the first piece of armor: the Belt of Truth! This belt helps us stand strong against the enemy's lies by keeping us grounded in God's Word. Our Bible story today is about Jesus and how He faced temptations in the wilderness by using the truth from Scripture. So, let's get ready to dive into our lesson and learn how the Belt of Truth can help us resist temptation and stay strong in our faith!"

## **Group Game: "Truth or Lie Relay"**

Divide the children into two equal teams and have them line up at one end of the room. At the other end of the room, place two baskets or buckets, one for each team.

Prepare a set of index cards for each team with a mix of Bible facts and made-up facts (lies). Make sure the cards are the same for both teams. (See List below). When you say "go," the first child from each team will run to their team's basket, pick up an index card, and read it.

If the statement is true, they will place the card into the "Truth" section of their basket. If it's false, they'll place it in the "Lie" section.

Once they have sorted the card, they will run back and tag the next team member in line, who will then repeat the process. The game continues until all the cards have been sorted into the "Truth" or "Lie" sections.

Once the game is finished, go through the cards with the children and discuss the truths and lies that were on the cards.

### Suggested Facts (Truths):

- God created the world in six days.
- Moses led the Israelites out of Egypt.
- Noah built an ark to save his family and the animals from the flood.
- Jesus was born in Bethlehem.
- Jonah was swallowed by a big fish.
- David defeated Goliath with a sling and a stone.
- There are four Gospels in the New Testament: Matthew, Mark, Luke, and John.
- The Ten Commandments were given to Moses on Mount Sinai.
- Jesus performed a miracle by feeding 5,000 people with five loaves of bread and two fish.
- Paul wrote many letters that are now part of the New Testament.

### Suggested Lies (False Statements):

- Jesus had twelve brothers and sisters.
- The Bible says that money is the root of all happiness.
- The Tower of Babel was built to reach heaven so people could be like God.
- Adam and Eve had three sons named Cain, Abel, and Fred.
- Moses crossed the Red Sea using a boat.
- The Bible story of Daniel takes place in a lion's den on a mountain.
- Solomon asked God for wealth and power instead of wisdom.
- The first miracle Jesus performed was turning water into grape juice.
- The Book of Revelation was written by Peter.
- The Bible has a total of 50 books.

# Object Lesson: "Spot the Difference"

## Materials Needed:

- Two similar but slightly different pictures or images (You can find these in children's activity books or search online for "spot the difference" images)
- A large printout of the two pictures, or display them on a screen if available

## Teacher Script:

"Today, we've been talking about the Belt of Truth and how important it is to know God's Word so we can recognize the truth and stand strong against the enemy's lies. To help us understand this concept better, I have an interesting activity for all of you.

I'm going to show you two pictures. They may look the same at first glance, but there are actually some differences between them. Your task is to identify the differences between the two pictures. Are you ready? [Show the pictures and give the children a minute or two to spot the differences]

Great job, everyone! Now, let me ask you a question: Why do you think it was important to pay close attention to the details in these pictures to spot the differences? [Allow the children to respond]

That's right! When we look closely and pay attention, we can find the differences between the two pictures. This is just like how we need to be attentive to God's Word and know the truth so we can recognize the lies and stand strong against the enemy.

When we put on the Belt of Truth, we are preparing ourselves to recognize the truth and reject the lies. Just like in our activity, the better we know the truth, the easier it is for us to spot the differences and avoid being deceived.

So, let's remember to always wear our Belt of Truth by reading the Bible, praying, and asking God to help us understand His Word. This way, we can stand strong in our faith and face life's challenges with confidence!"



# Bible Story: Jesus and the Temptation in the Wilderness (Matthew 4:1-11)

"Today, we're going to learn about a time when Jesus faced some big challenges in the wilderness. This story will help us understand the importance of the Belt of Truth and knowing God's Word so we can resist temptation and stay strong in our faith. But before we start, let's see how well you know your Bible. Can anyone tell me what the word 'temptation' means? [Allow children to respond]

Great answers! Temptation is when we feel the urge to do something we know is wrong. Now, let's dive into our story.

After Jesus was baptized, the Holy Spirit led Him into the wilderness. Jesus was there for forty days and nights, and He didn't eat anything during that time. Can you imagine how hungry Jesus must have been? [Allow children to respond]

## **READ: Matthew 4:1-4**

At this point in the story, Satan, the enemy, comes to tempt Jesus. Satan knew Jesus was hungry, so he tried to get Jesus to turn stones into bread. But Jesus was strong in His faith and knew God's Word. He responded with Scripture. Jesus said, 'Man shall not live by bread alone, but by every word that comes from the mouth of God.'

## **READ: Matthew 4:5-7**

Satan wasn't done tempting Jesus. This time, Satan took Jesus to the highest point of the temple in Jerusalem and told Him to jump off because the angels would save Him. But again, Jesus used Scripture to resist temptation, saying, 'You shall not put the Lord your God to the test.'

## **READ: Matthew 4:8-10**

Finally, Satan took Jesus to a high mountain and showed Him all the kingdoms of the world. Satan promised to give Jesus all these kingdoms if Jesus would worship him. But Jesus

stood strong, using Scripture once again, and said, 'Get away from me, Satan! For it is written, 'You shall worship the Lord your God, and Him only shall you serve.'"

After this, Satan left Jesus, and angels came to take care of Him.

Now, let's discuss what we've learned from this story. How did Jesus resist temptation?

[Allow children to respond]

That's right! He used God's Word, the truth found in Scripture, to stand strong against Satan's lies.

What can we learn from Jesus' example when we face our own temptations? [Allow children to respond] Exactly! We can use the Belt of Truth, God's Word, to help us resist temptation and stay strong in our faith.

So, let's remember to always wear our Belt of Truth by reading the Bible, praying, and asking God to help us understand His Word. This way, we can stand strong in our faith and face life's challenges with confidence!"

This engaging Bible story, complete with teacher script and opportunities for group discussion and interaction, helps children aged 6-12 understand the importance of the Belt of Truth and knowing God's Word to resist temptation and stay strong in their faith.

# Memory Verse Activity: "Verse Scramble Relay"

Memory Verse: Ephesians 6:11

Instructions:

1. Before the activity, prepare index cards with one word from the memory verse written on each card. Make enough sets of cards for each team (at least two teams). The verse should be split into words/phrases as follows (without the reference): "Put on", "the full", "armor", "of God", "so that", "you can", "take your", "stand", "against", "the devil's", "schemes."
2. Divide the children into two or more equal teams and have them line up at one end of the room.
3. At the other end of the room, place a table or designated area for each team, with their set of index cards scattered and face down.
4. When you say "go," the first child from each team will run to their team's table, pick up one index card, and place it face up on the table, starting to form the verse.
5. Once they place the card, they run back and tag the next team member, who then repeats the process.
6. The children will continue placing the cards in the correct order to form the memory verse. They can help each other with the order if needed.
7. The first team to correctly arrange their cards to form the memory verse wins.

After the activity, gather the children together and have them recite the memory verse as a group. This fun activity will help the children learn and remember the memory verse while encouraging teamwork and collaboration.

# Teaching Skit: "The Great Truth Detectives"

This simple teaching skit, designed for children aged 6-12 to read aloud, helps convey the main idea of the Bible lesson on the Belt of Truth. Through the story, children can understand the importance of knowing God's Word to stand strong against lies and face life's challenges with confidence.

Characters:

- Detective Sam
- Detective Alex
- Susie (a friend)
- Narrator

Setting: A school playground or park

Props: A large magnifying glass (or a homemade cardboard one) for each detective

---

Narrator: One day, Detectives Sam and Alex were at the park looking for clues. They were the best truth detectives in town, known for their ability to solve mysteries and find the truth.

Detective Sam: (looking through magnifying glass) Alex, I think we have a new case! I've noticed that our friend Susie seems upset. She's been hearing some rumors that are making her doubt herself.

Detective Alex: (looking through magnifying glass) You're right, Sam. We need to help Susie by finding the truth and showing her how to stand strong against lies!

Narrator: So, Detectives Sam and Alex approached Susie to find out more about her problem.

Detective Sam: (concerned) Hey, Susie! We heard that you're feeling upset. Can you tell us what's going on?

---

Susie: (sad) Well, some kids at school have been saying mean things about me. They're telling me I'm not good enough and that no one likes me. I don't know what to believe.

Detective Alex: (determined) Don't worry, Susie! We're the Great Truth Detectives, and we're here to help you find the truth and stand strong against those lies.

Narrator: Detectives Sam and Alex shared with Susie the story of Jesus in the wilderness and how He used the truth of God's Word to resist temptation and stand strong against the enemy's lies.

Detective Sam: Susie, just like Jesus used Scripture to stand strong, you can put on the Belt of Truth by knowing God's Word. The Bible teaches us that God loves us, and we are special to Him.

Detective Alex: That's right! When you know the truth from the Bible, you can stand strong against the lies that others tell you. Remember, you are loved and valuable, no matter what anyone else says.

Susie: (smiling) Thank you, Detectives! Now I understand the importance of the Belt of Truth. I'll read my Bible, pray, and ask God to help me understand His Word so I can stand strong against lies and face challenges with confidence.

Narrator: And so, Detectives Sam and Alex completed another successful case, helping Susie learn the importance of the Belt of Truth and standing strong in her faith.

# Discussion Questions & Prayer

Great job paying attention to today's Bible lesson about the Belt of Truth! I can tell you were really focused on learning how Jesus used the truth from God's Word to resist temptation in the wilderness. Now, let's gather in our small groups and discuss what we've learned. I have four questions for us to talk about together:

1. How did Jesus use the truth from God's Word to resist temptation in the wilderness? What can we learn from His example?
2. Can you think of a time when you faced a difficult situation or a temptation? How do you think knowing God's Word could have helped you in that situation?
3. What are some ways you can put on the Belt of Truth in your daily life to help you stand strong against lies and challenges?
4. How can we help our friends and family members understand the importance of the Belt of Truth and encourage them to rely on God's Word?



Now, before we close in prayer, does anyone have any prayer requests they'd like to share? (Allow time for children to share their prayer requests.)

Let's conclude with a simple prayer:

Dear God,

Thank you for teaching us about the Belt of Truth and the importance of knowing Your Word. Please help us to remember Your teachings and to rely on Your truth when we face challenges and temptations. Give us the wisdom to share what we've learned with our friends and family, so we can all grow stronger in our faith. We also pray for the requests shared today; please be with each person and situation. In Jesus' name, Amen.

# Craft Activity: Paper Figures



## Supplies:

- Enough copies of the following pages for each child
- Crowns, colored pencils, markers, or other craft supplies to decorate the figures.
- Scissors
- Glue sticks or reusable adhesive putty
- Optional: craft sticks

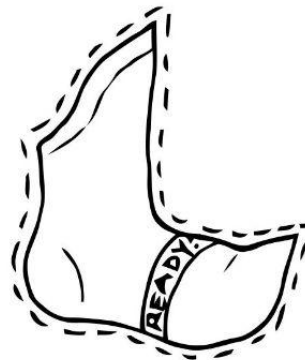
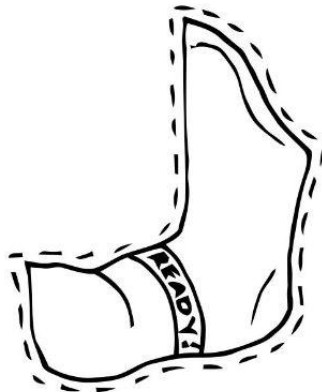




## Directions:

Invite the children to decorate the armor page and child page.


Then have them cut the armor page and attach it to the child page.

For added fun, attach a craft stick to the back to make a simple paper puppet.

As time allows, you can review the truth versus lies game above having the paper figures answer the correct responses.









# Word Search

Truth - Armor - Faith - Bible - Wilderness - Temptation - Resist

Jesus - Prayer - Scripture - Devil - Courage - Protection

N J E S U S L W C I T  
P R O T E C T I O N E  
P R A Y E R R L U Y M  
J E R O H I U D R D P  
S S M A Y P T E A M T  
R I O R R T H R G M A  
N S R M W U D N E R T  
Z T G U W R U E J G I  
N B I B L E G S V S O  
F F A I T H L S K I N  
O R J B X R H U M M L

# Word Search Answers

N J E S U S L W C I T  
P R O T E C T I O N E  
P R A Y E R R L U Y M  
J E R O H I U D R D P  
S S M A Y P T E A M T  
R I O R R T H R G M A  
N S R M W U D N E R T  
Z T G U W R U E J G I  
N B I B L E G S V S O  
F F A I T H L S K I N  
O R J B X R H U M M L

