



CELEBRATING *Mothers*

4-WEEK CHILDREN'S MINISTRY CURRICULUM



THE SUNDAY SCHOOL STORE





"Celebrating Mothers" is all about the blessing of moms. Kids can forget the important role that mothers, grandmothers, and other nurturing women plan in their lives. This series will help children honor and express gratitude for mothers, so that future generations can grow in their appreciation of godly women.

Big Idea: Big Idea: Mother's are a blessing from God.


Memory Verse: Proverbs 31:30

- Lesson 1: Honoring Our Mothers - Like Jesus Did
- Lesson 2: Ruth and Naomi - A Story of Love and Loyalty
- Lesson 3: Godly Grandmas - The Legacy of Faith
- Lesson 4: Mary, the Mother of Jesus

Credits: This series was written by Mia Elizabeth. The editors were Tony Kummer and Estherline Dessime.


You are viewing week one of this series as a free evaluation copy. Use the link below to purchase the complete series.

<https://sundayschool.store/products/celebrating-mothers-4-week-childrens-ministry-curriculum>





Mother's are
a blessing
from God.





Lesson One: Honoring Our Mothers – Like Jesus Did

Main Idea: The importance of showing love, respect, and gratitude to our mothers, as God commands us to do.

Key Verse: Exodus 20:12


Bible Story: Jesus and His Mother at the Wedding in Cana (John 2:1-12)

Objective: To help children understand the significance of honoring their mothers, and to provide them with practical ways to show love and respect towards their moms in everyday life.



***Charm is deceptive, and
beauty is fleeting; but a
woman who fears the LORD is
to be praised.***

Proverbs 31:30 NIV





***Favour is deceitful, and beauty
is vain: but a woman that
feareth the LORD, she shall be
praised.***


Proverbs 31:30 KJV





Charm is deceitful, and beauty is vain, but a woman who fears the LORD is to be praised.

Proverbs 31:30 ESV






CELEBRATING
Mothers

4-WEEK CHILDREN'S MINISTRY CURRICULUM

***Charm is deceptive, and
beauty does not last; but a
woman who fears the LORD will
be greatly praised.***

Proverbs 31:30 NIV



Introduction & Group Game

Welcome Script:

"Hello, boys and girls! I'm so excited to see all of you here today for our special Sunday School lesson. Today, we're going to talk about a very important topic - honoring our mothers! Our moms play a significant role in our lives, and it's essential that we show them love, respect, and gratitude every day. God also wants us to honor our parents, and we're going to learn a great Bible story and a memory verse to help us remember that.

But before we dive into our lesson, let's start with a fun group game to get to know each other better and to warm up for today's exciting activities!"

Simple Group Game: "Mom, May I?"

1. Have the children stand in a line at one end of the room or open space.
2. Choose one child to be the "Mom" and have them stand at the other end of the room facing the group.
3. The "Mom" will give commands to the other children, such as "take two giant steps forward," "take three baby steps backward," or "hop forward four times."
4. The children must respond by saying, "Mom, may I?" before they follow the command. If they forget to ask, they must return to the starting line.
5. The "Mom" can either say "yes, you may" or "no, you may not" and give an alternative command.
6. The first child to reach the "Mom" wins and becomes the new "Mom" for the next round.
7. After the game, the teacher can say:

"Great job, everyone! I hope you had fun with our 'Mom, May I?' game. It's a reminder to always listen to our moms and to honor them in everything we do. Now, let's gather around and begin our

Object Lesson

Object Lesson: "The Appreciation Jar"

Materials Needed:

- One large, empty glass jar
- Small pieces of colored paper (enough for each child to have a few)
- Pens or pencils
- Stickers for decoration (optional)
- Teacher Script:

"Today, boys and girls, we're going to learn about honoring our mothers and showing them our love and appreciation. To help illustrate this idea, we'll be creating an 'Appreciation Jar' together."

(Show the empty jar to the children)

"This empty jar represents our relationship with our moms. Right now, it's empty, but we're going to fill it with all the ways we can show love, respect, and appreciation for our mothers. I'll pass out some colored paper and pens, and I'd like each of you to write or draw a few ways you can honor your mom."

(Give children a few minutes to write or draw their ideas)

"Now, let's take turns sharing what we've written or drawn, and then we'll add it to our Appreciation Jar."

(Allow children to share their ideas and place them in the jar)

"Look at this, everyone! Our jar is now full of wonderful ways we can show love and honor to our mothers. Some examples could be helping with chores, giving her a hug, saying 'thank you,' or simply spending quality time together."

(Point out a few specific examples from the jar)

"By filling our jar, we can see that there are so many ways to honor our mothers, and God wants us to do this every day. Remember our memory verse from Exodus 20:12, 'Honor your father and your mother, so that you may live long in the land the Lord your God is giving you.'"

"Now, I encourage each of you to create your own Appreciation Jar at home and share it with your mom. This will not only remind you to honor her but also show her how much you love and appreciate her."

(Optional: Provide stickers for children to decorate their jar before taking it home)

Bible Story:

Bible Story: Jesus and His Mother at the Wedding in Cana (John 2:1-12)

Teacher Script:

"Alright, boys and girls, it's time for our Bible story today. We'll be reading a story from the book of John about Jesus and His mother, Mary, at a wedding in Cana. As we read the story, I want you to think about how Jesus honored His mother in this situation."

(Read the story from a children's Bible or tell it in your own words, using the following adapted script)

"Once upon a time, there was a wedding in a small town called Cana. Jesus, His mother Mary, and His disciples were all invited to the celebration. In those days, weddings were a big deal and could last for several days."

"At this wedding, something unexpected happened. They ran out of wine! This was a big problem because it could be seen as a sign of disrespect to the guests. Mary, Jesus' mother, noticed the issue and approached Jesus with concern."

(Make it interactive)

"Can anyone guess what Mary asked Jesus to do? That's right, she wanted Him to help with the wine problem. She believed that Jesus could do something about it, even though He hadn't performed any miracles yet."

"Jesus initially responded to His mother by saying, 'Woman, why do you involve me? My hour has not yet come.' He meant that it wasn't the right time for Him to reveal His miraculous powers. But Mary had faith in her son and simply told the servants, 'Do whatever He tells you.'"

"Despite it not being the right time for Him to perform a miracle, Jesus decided to honor His mother's request. He saw six stone water jars nearby, which were used for Jewish purification rituals, and instructed the servants to fill them with water."

(Involve the children)

Celebrating Mothers: Lesson 1 - Honoring Our Mothers

[© 2023 The Sunday School Store](#)

"Can you imagine how the servants might have felt? They were probably very curious about what Jesus was going to do."

"Once the jars were filled with water, Jesus told the servants to draw some out and take it to the master of the banquet, who was in charge of the wedding celebration. When the master tasted the water, it had miraculously turned into the finest wine! He was amazed and didn't know where it had come from, but the servants who had followed Jesus' instructions knew the truth."

"In this story, Jesus performed His very first miracle by turning water into wine. But more importantly, He honored His mother by listening to her request and helping the family in need."

(Group Discussion)

"Now, let's discuss what we can learn from this story. How do you think Jesus showed honor to His mother in this situation? What are some ways you can honor your own mothers, just like Jesus did?"

(Allow children to share their thoughts and ideas)

"Great job, everyone! Remember, honoring our mothers is not just about doing what they ask but also showing love, respect, and gratitude in our everyday actions."

Memory Verse Activity

Memory Verse Activity: "Verse Puzzles"

Objective: To help children memorize the verse, Exodus 20:12 in your Bible translation.

Materials Needed:

- Large sheets of paper or poster board
- Markers
- Scissors

Preparation:

1. Write the memory verse on large sheets of paper or poster board. Make sure to create enough copies of the verse so that each child or small group has one.
2. Cut each written verse into puzzle pieces (5-7 pieces per verse).

Instructions:

1. Divide the children into small groups or pairs, and give each group a set of puzzle pieces with the memory verse.
2. Explain to the children that they will be working together to put the memory verse puzzle back together.
3. Give the children a few minutes to complete their puzzles, and encourage them to help each other.
4. Once all the groups have finished their puzzles, have them recite the memory verse together.
5. To reinforce the verse, repeat the activity, but this time, encourage the children to switch groups or partners.

Teacher Script: "Great job, everyone! I hope this activity has helped you learn and remember our memory verse. Keep practicing it at home, and always remember to honor your parents, just as God has commanded us to do."

Teaching Skit

Title: "A Surprise for Mom"

Characters:

- Narrator
- Jamie (Child 1)
- Alex (Child 2)
- Mom

Setup:

The skit takes place at Jamie and Alex's home. The children want to surprise their mom to show her how much they appreciate and honor her.

Script:

Narrator: One sunny afternoon, siblings Jamie and Alex were playing in their room when they came up with a great idea.

Jamie: Hey, Alex, you know how we learned in Sunday School about honoring our moms?

Alex: Yeah, I remember. We talked about showing love and respect to our mothers, just like Jesus did.

Jamie: Right! So I was thinking, why don't we plan a surprise for Mom to show her how much we appreciate and honor her?

Alex: That sounds like a great idea! But what should we do?

Narrator: Jamie and Alex brainstormed ideas and finally came up with a plan to surprise their mom.

Jamie: I've got it! Let's make her a special dinner tonight. We can cook her favorite meal and set the table nicely.

Alex: That's an awesome idea, Jamie! We can also write her a thank-you note and tell her all the things we appreciate about her.

Narrator: Jamie and Alex got to work, excited about their plan. They cooked their mom's favorite meal, set the table with flowers, and wrote a heartfelt thank-you note.

Later that evening...

Mom: (Entering the room) Oh, wow! What's all this?

Jamie: Surprise, Mom! We made you a special dinner to show you how much we appreciate and honor you.

Alex: We also wrote you a thank-you note to tell you all the things we love about you.

Mom: (Touched) Oh, Jamie and Alex, this is so thoughtful! Thank you so much! I feel so loved and honored.

Narrator: Jamie and Alex's surprise made their mom feel loved and appreciated. They learned the importance of honoring their mother and showing gratitude for all she does.

The End.

After the skit, the teacher can say:

"Great job, everyone! This skit showed us a practical example of how we can honor our mothers, just like we learned in our Bible story and memory verse. Can you think of other ways you can show love and appreciation to your mom? Remember, every little act of kindness counts!"

Discussion Questions & Prayer

Small Group Discussion Questions:

1. In our Bible story, Jesus honored His mother by performing a miracle at her request. How did this show respect and love for His mother? How can we honor our own moms in similar ways?
2. Our memory verse tells us that honoring our parents will help us "live long in the land the Lord your God is giving you." What do you think this means? Why do you think it is important to honor our parents?
3. Can you share a personal story or experience of a time when you showed appreciation or honor to your mom? How did it make you feel, and how did it make her feel?
4. Sometimes, it can be challenging to honor our parents, especially when we don't agree with them or feel upset. What are some ways we can still show love and respect during those difficult moments?

Closing Prayer:

Dear God,

Thank You for the time we've spent today learning about honoring our mothers. Please help us to remember the importance of showing love, respect, and appreciation to our moms every day. Guide us to find creative and meaningful ways to honor them, just like Jesus did with His mother. Bless our families and help us grow in love and understanding for one another. In Jesus' name, we pray. Amen.

Craft Activity

Mary's Request Craft (John 2:1-11)

Needed per child:

- 3 toilet tissue rolls
- 9 squares blue tissue paper...3" sq
- 9 squares purple tissue paper...3" sq
- 1 sign "water"
- 1 sign "wine"



Directions:

1. Paint toilet tissue rolls black or cover with black paper.
2. Glue 3 rolls together...
3. Put the "water" sign near the top of the rolls.
4. Crumble blue tissue paper slightly and put 3 in each roll.
5. Turn rolls upside down.
6. Put the "wine" sign near the top of the rolls.
7. Crumble purple tissue paper slightly and put 3 in each roll.

Discussion: In John 2:1-11, we learn about the first miracle Jesus performed at a wedding in Cana. During the wedding, Mary, the mother of Jesus, noticed that the hosts had run out of wine. She went to Jesus and asked him to help. Jesus initially hesitated, but ultimately turned water into wine, providing a miraculous solution to the problem.

In this craft, we are going to create a representation of Mary's request. The three toilet tissue rolls will represent the six stone water jars that Jesus used to perform the miracle. The blue tissue paper will represent the water that was turned into wine, and the purple tissue paper will represent the wine itself. We will place signs for "water" and "wine" on the rolls to represent the transformation that took place.

Through this craft, we can reflect on the important role that Mary played in Jesus' life and ministry, and how her request led to the first of many miracles that Jesus would perform.

Celebrating Mothers: Lesson 1 - Honoring Our Mothers

[© 2023 The Sunday School Store](#)

Word Search

Love - Mary - Jesus - Cana - Mother - Faith

Glory - Bible - Honor - Joy - Water - Wine

Z	I	W	Y	Z	S	R	T	K	F	B
I	I	Z	O	B	I	B	L	E	Q	F
S	Q	U	P	H	C	Y	I	I	S	A
O	L	L	J	E	S	U	S	L	B	I
H	O	N	O	R	T	V	W	S	L	T
K	V	X	Y	O	H	D	Z	R	L	H
G	E	W	H	Q	I	H	T	I	W	X
J	L	T	Q	M	X	K	N	P	I	M
G	D	O	F	I	J	M	C	A	N	A
G	M	P	R	O	M	O	T	H	E	R
E	T	E	J	Y	W	A	T	E	R	Y

Word Search Answers

Z	I	W	Y	Z	S	R	T	K	F	B
I	I	Z	O	B	I	B	L	E	Q	F
S	Q	U	P	H	C	Y	I	I	S	A
O	L	L	J	E	S	U	S	L	B	I
H	O	N	O	R	T	V	W	S	L	T
K	V	X	Y	O	H	D	Z	R	L	H
G	E	W	H	Q	I	H	T	I	W	X
J	L	T	Q	M	X	K	N	P	I	M
G	D	O	F	I	J	M	C	A	N	A
G	M	P	R	O	M	O	T	H	E	R
E	T	E	J	Y	W	A	T	E	R	Y



Jesus changes water into wine...

John 2



Note for Parents

Dear Parents,

We had a wonderful time in Sunday School today learning about the importance of honoring our mothers, just as Jesus did in the Bible story of the Wedding at Cana. We read the story from John 2:1-12, which highlighted Jesus' love and respect for His mother, Mary, as He performed His first miracle at her request.

Our memory verse for today was Exodus 20:12, which says, "Honor your father and your mother, so that you may live long in the land the Lord your God is giving you." The children participated in a fun memory verse activity called "Verse Puzzles" to help them memorize and understand the importance of this commandment.

We encourage you to continue this learning at home by discussing the Bible story and memory verse with your child and asking them to share their craft with you. You can also help them practice the verse and think of more ways to show love and appreciation for their mom every day. Together as a family, you can explore additional Bible stories that emphasize the importance of respecting and honoring our parents.

Thank you for allowing us to share God's Word with your child. We look forward to seeing them again next week for another exciting Sunday School lesson.

Blessings,