

How to Win Against Sin

Lesson One: Our Enemy, Our Hero

Scripture References:

- Ephesians 6:11, 12
- Psalm 121

Teacher Preparation:

Read the lesson beforehand and familiarize yourself with it. You do not have to read it word for word. Feel free to make it your own, just be sure to get the theme across. Pray for your class. Gather the following supplies:

- A picture of a Roman centurion. (Look online and print one.)
- Plastic cups. You will need six cups for every three to six kids. You will also need a small ball, bean bag, or crumpled paper for every three to six kids.
- Bible.
- This lesson and enough of the coloring pages for each child. (The armor of God paper dolls from the Ministry-To-Children website.)
- Coloring tools, scissors and glue sticks for each child.
- Poster, pieces and glue stick or tape.
- “Our Enemy, Our Hero” activity page.

For further information on spiritual warfare and the armor of God, study the following passages. As you study these, allow the Holy Spirit to work these truths into your life so you can share them with the students.

- Isaiah 14:12-14 and Ezekiel 28 (Describing Satan and his fall)
- Genesis 3 (the temptation and fall of man- Satan’s first act to destroy humanity.)
- Job (Satan gets permission to tempt him)
- 2 Kings 6 (Elisha and God’s army)
- Matt 4:1-11, Luke 4:1-13 (Temptation of Christ)
- Acts 5 (Ananias and Sapphira lie to the Holy Spirit)
- James 4:6-8 (resist the devil)
- 1 Peter 5:8-9 (resist the devil)
- “The devil made me do it” is never a valid excuse. (James 1:13-14)
- We have all the tools we need to resist the devil if we are in Christ. We put on the same armor as our Lord and we literally put on Christ. (Is. 59:16-20, Rom 13:11-14)

Theme:

Satan hates God and wants us to hate God too. He tries to get us to turn against God by getting us to sin. God loves us and gives us the tools (the armor of God) we need to fight against Satan and WIN AGAINST SIN.

Memory Verse:

Ephesians 6:11 (ESV) “Put on the whole armor of God, that you may be able to stand against the schemes of the devil.”

Game:

Set up pyramids out of plastic cups. (Three on the bottom, use 6 cups in all.) Set up as many pyramids as you would like. This game should not take more than ten minutes, so have enough pyramids set up for the kids to move through them rather quickly.

Explain to the kids that they have to use a ball or beanbag (or crumpled paper) to knock over the pyramid. Let them each have a couple of turns, so everyone has a chance to knock over the pyramid. Let them stand from whatever distance works for them.

Discuss. Say that it was pretty easy to know it over. Now have one volunteer to stand in front of each pyramid. (Or cover the pyramid with a box.) Let children try to knock down the pyramid. Once everyone has tried and failed, explain that we are like that little pyramid. Satan is always trying to knock us down, but God is our Protector, and we will not let us get knocked down by sin.

Lesson:

Open in prayer.

Ask who has seen the Incredibles. (Or any other movies with a clear hero and villain, like Kung Fu Panda.) *Who was the good guy? Who was the bad guy?* Discuss the movie for a few minutes with the kids. Define that a good guy is the hero and the bad guy is the enemy. *Do we have an enemy in real life? In real life, our enemy is Satan. If our enemy is Satan, who is our hero? Our hero is God, Jesus. Satan hates God and is always fighting him and trying to ruin things, just like the bad guys in movies. God and Satan are at war. Do you know what they are fighting for? They are fighting for us! Satan hates God and wants us to hate God too. Satan tries to get us to turn away from God by tempting us to sin. But God doesn't want that! He loves us and wants us to be with him. If we love God and want to be with him too, then we are in a fight, too. We are in a fight against sin, because sin takes us away from God. Does it sound scary to be in a war? But we don't have to worry, because God is on our side. God is fighting for us. The Bible says that God is our Protector and that he won't let any harm come to us (Psalm 121). All we have to do is trust that God is in control. God is our hero in our war against sin, and when we turn to Jesus and ask for forgiveness from the things that we have done wrong, then we can begin to win against sin. Say this with me: With Jesus, I can win against sin! Since God is our Protector, he has given us something very special to protect us. The Bible tells us to put on the armor of God. Have any of you seen pictures of a Roman soldier? (Show picture of a Roman centurion in armor.) Why do they wear all that armor? It keeps them from getting hurt when they are attacked by their enemy. The armor of God will protect us when we are tempted to sin.*

Over the next few weeks, we will all work together to memorize a verse from the Bible. If you have a Bible, please turn to Ephesians 6:11. You turn there too. Wait for everyone to look up at you, so you know they found it. Ask a student to read the verse or read it to them. Spend a few moments discussing what it means. Explain that a scheme is a plan, usually an evil one.)

We will work on memorizing that more together next week. Now, we are going to learn a song to help us remember all six pieces of the armor of God. This song is to the tune of “head, shoulders, knees and toes.” Have the kids stand with you. Demonstrate the song once, then have them join you in singing and motions. Pretend to put on each piece of armor as you sing it. Hold the sword up high. When you sing “this is the armor of our Lord,” march in place.

Belt, breastplate, shoes and shield,
Helmet and sword,
Belt, breastplate, shoes and shield,
Helmet and sword,
This is the armor of our Lord,
Belt, breastplate, shoes and shield,
Helmet and sword.

We will sing this song at the beginning of class every week to help us remember all the pieces of armor. Next week, we will start to learn what each piece of armor means. To help us remember everything we learn, we are going to make a poster.


Poster


Display the poster board. Right now, it is just a blank landscape. Explain to the class that you will add a new piece to the poster every week. Today, you will add a few pieces. Start with the angels, as a reminder that there is an invisible war going on all around us. Next add the boy and girl in their shorts and t-shirts. (In the following weeks, you will add their armor.) Last, add the sign, “With Jesus, I can WIN AGAINST SIN!” Explain each piece to the kids as you go. If you want, have the kids put the pieces on the poster.

Pray with the kids now, and then pass out the Armor of God coloring pages (found on this website.) As the children color and glue on the pieces of armor, you can briefly introduce each piece if you desire. Work on the “Our Enemy, Our Hero” activity page, or send it home as homework to reinforce the lesson.

WIN AGAINST SIN!

With Jesus, I can









With Jesus,
I can WIN
AGAINST
SIN!



PRAY!

JESUS
RULES!





0 Dark Blue 1 Black 2 Grey 3 Brown 4 Blue 5 Light Green 6 Green 7 Yellow 8 Red 9 Flesh 10 Purple 11 Orange 12 Pink